

Scaled data based on original data using  
LM-79-08 Approved Method: Electrical and Photometric Measurements of Solid-  
State Lighting Products

Test Report Prepared for  
Cooper Lighting Solutions  
(formerly Eaton)

Brand: STREETWORKS

Report Number: P526981

Luminaire Tested: **GLAN-SA2A-727-U-RW-GRSBK**

Issue Date: 5/27/2021

**Test Information**

Test Method: LM-79-08  
Report Number: P526981  
TEST IS SCALED FROM IESNA LM-79-08 TEST DATA (G3-2011-057-7)  
Test Lab: INNOVATION CENTER  
Issue Date: 5/27/2021  
Manufacturer: COOPER LIGHTING SOLUTIONS (FORMERLY EATON)  
Product Line: STREETWORKS  
Catalog Number: GLAN-SA2A-727-U-RW-GRSBK  
Description: GALLEON AREA AND ROADWAY LUMINAIRE  
(2) 70 CRI, 2700K, 615mA LIGHTSQUARES WITH 16 LEDS EACH AND RECTANGULAR  
WIDE OPTICS WITH BLACK GLARE REDUCTION SHIELD  
Light Source: -  
Ballast/Driver: ELECTRONIC DRIVER

**Summary**

Lumens per Lamp: N/A  
Luminaire Lumens: 4970 lumens  
Efficiency: N/A  
Efficacy: 78.9 lumens/watt  
Luminous Opening: Rectangular (W 0.5' x L: 1' x H: 0')  
IES Classification: Type V - Short  
BUG Rating: B2 - U0 - G0

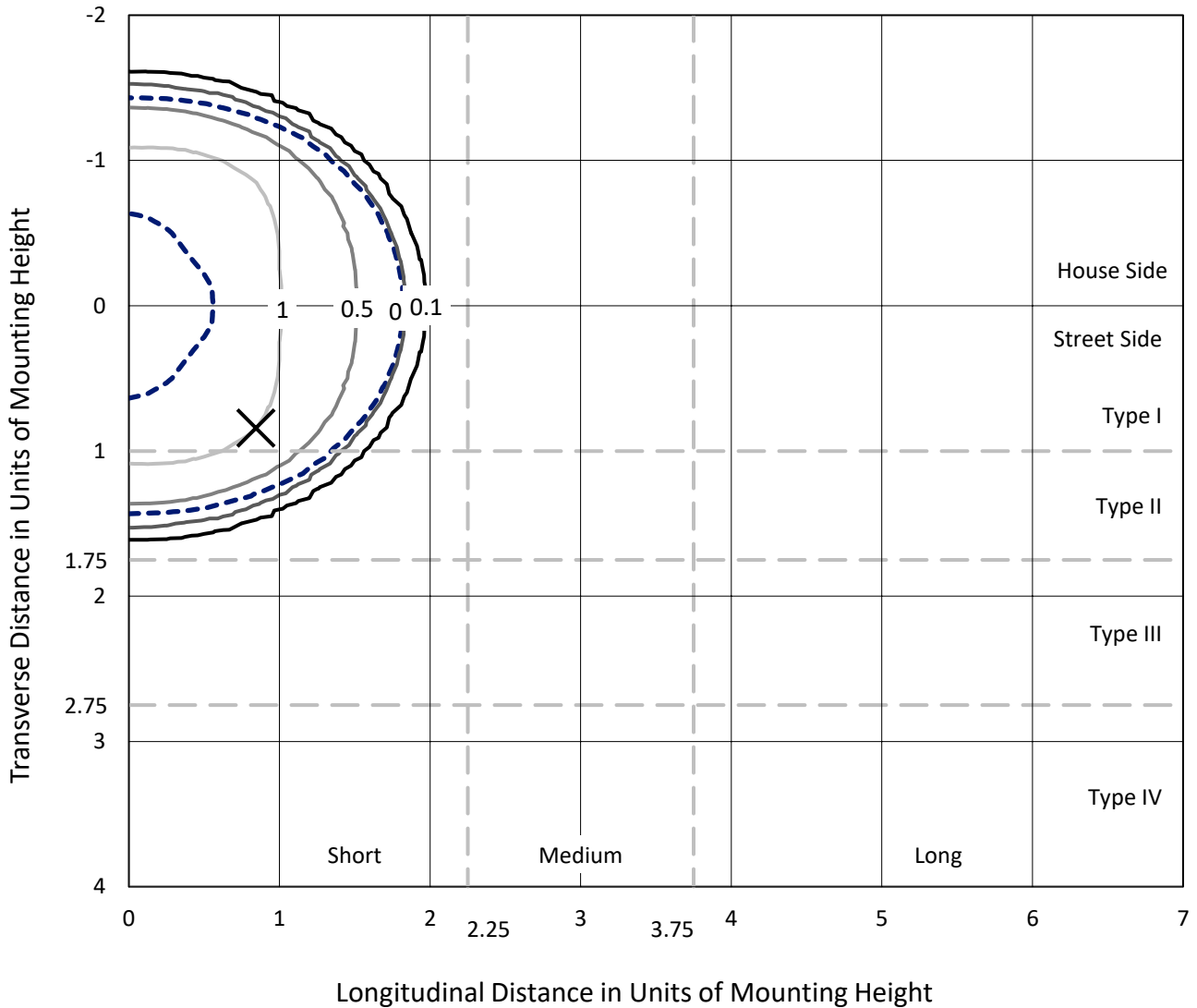
Input Watts (W): 63  
Input Voltage (V): NR  
Input Current (Ain): NR  
Voltage Rise (V): NR  
Power Factor: NR  
Total Harmonic Distortion (THDi): NR  
Frequency (hertz): 60  
Stabilization Time: NR  
Operation Time: NR  
Ambient Temperature (°C): NR  
Test Distance: 24 FT



REPORT NUMBER: P526981  
 CATALOG NUMBER: GLAN-SA2A-727-U-RW-GRSBK

### Iso-Footcandle Lines of Horizontal Illumination

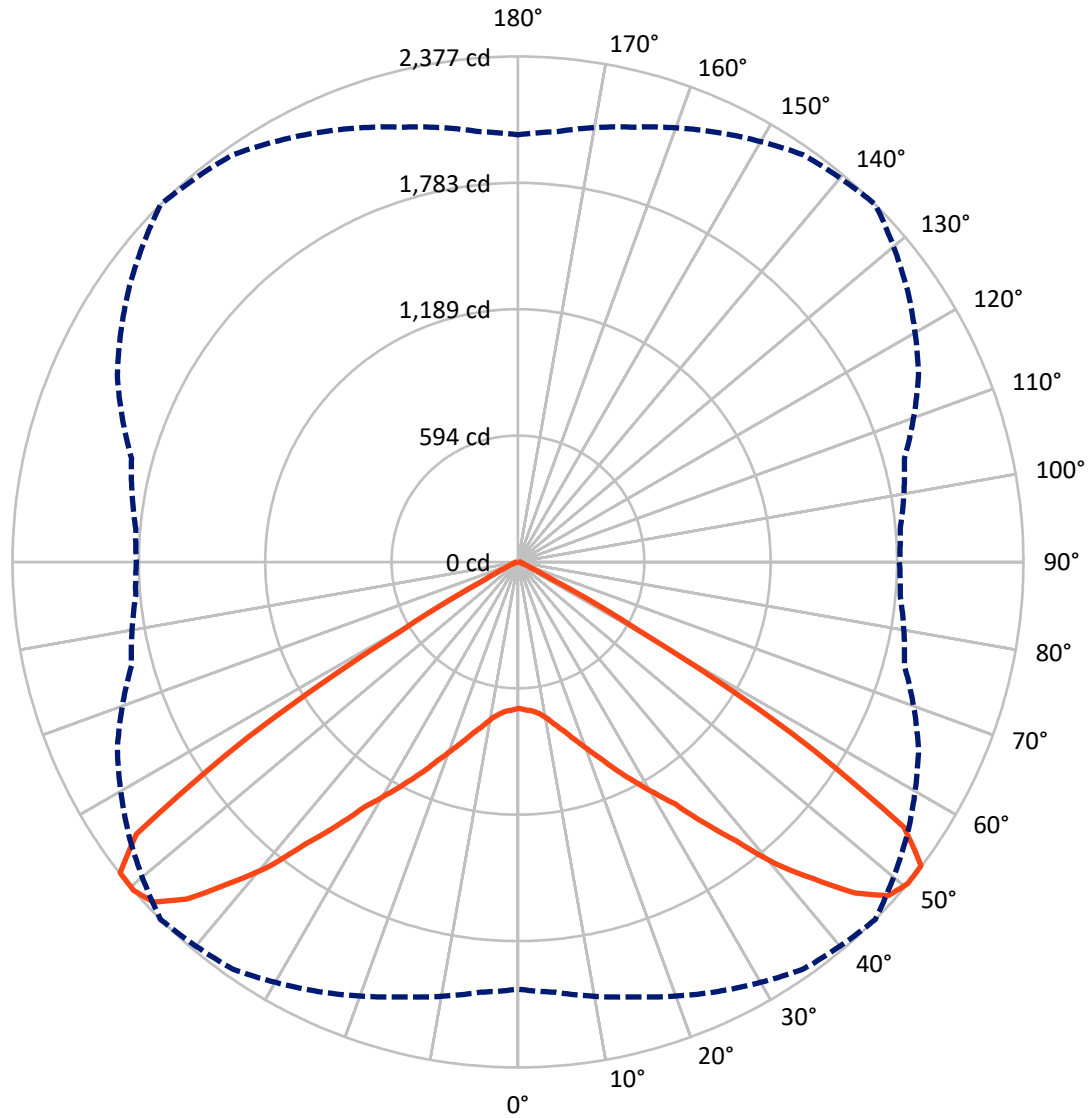
× Max cd  
 - - - 1/2 Max cd



Based on 25 foot mounting height. Maximum calculated value = 1.3 fc  
 Type V - Short - N/A

REPORT NUMBER: P526981  
CATALOG NUMBER: GLAN-SA2A-727-U-RW-GRSBK

### Luminous Intensity Polar Plot



— Vertical Plane Through 45-Deg Lateral    - - - Horizontal Cone Through 50-Deg Vertical

REPORT NUMBER: P526981  
 CATALOG NUMBER: GLAN-SA2A-727-U-RW-GRSBK

**FLUX DISTRIBUTION:**

		Downward	Upward	Total
<b>House Side</b>	Lumens	2485.0	0.0	2485.0
	% Fixture	50.0	0.0	50.0
<b>Street Side</b>	Lumens	2485.0	0.0	2485.0
	% Fixture	50.0	0.0	50.0
<b>Total</b>	Lumens	4970.0	0.0	4970.0
	% Fixture	100.0	0.0	100.0

**ZONAL LUMENS:**

Zone	Lumens	% Fixture
0°-10°	68.5	1.4
10°-20°	236.3	4.8
20°-30°	482.5	9.7
30°-40°	920.2	18.5
40°-50°	1550.7	31.2
50°-60°	1478.8	29.8
60°-70°	206.4	4.2
70°-80°	19.7	0.4
80°-90°	6.8	0.1
90°-100°	0.0	0.0
100°-110°	0.0	0.0
110°-120°	0.0	0.0
120°-130°	0.0	0.0
130°-140°	0.0	0.0
140°-150°	0.0	0.0
150°-160°	0.0	0.0
160°-170°	0.0	0.0
170°-180°	0.0	0.0
0°-90°	4970.0	100.0
0°-180°	4970.0	100.0

**Coefficient of Utilization**



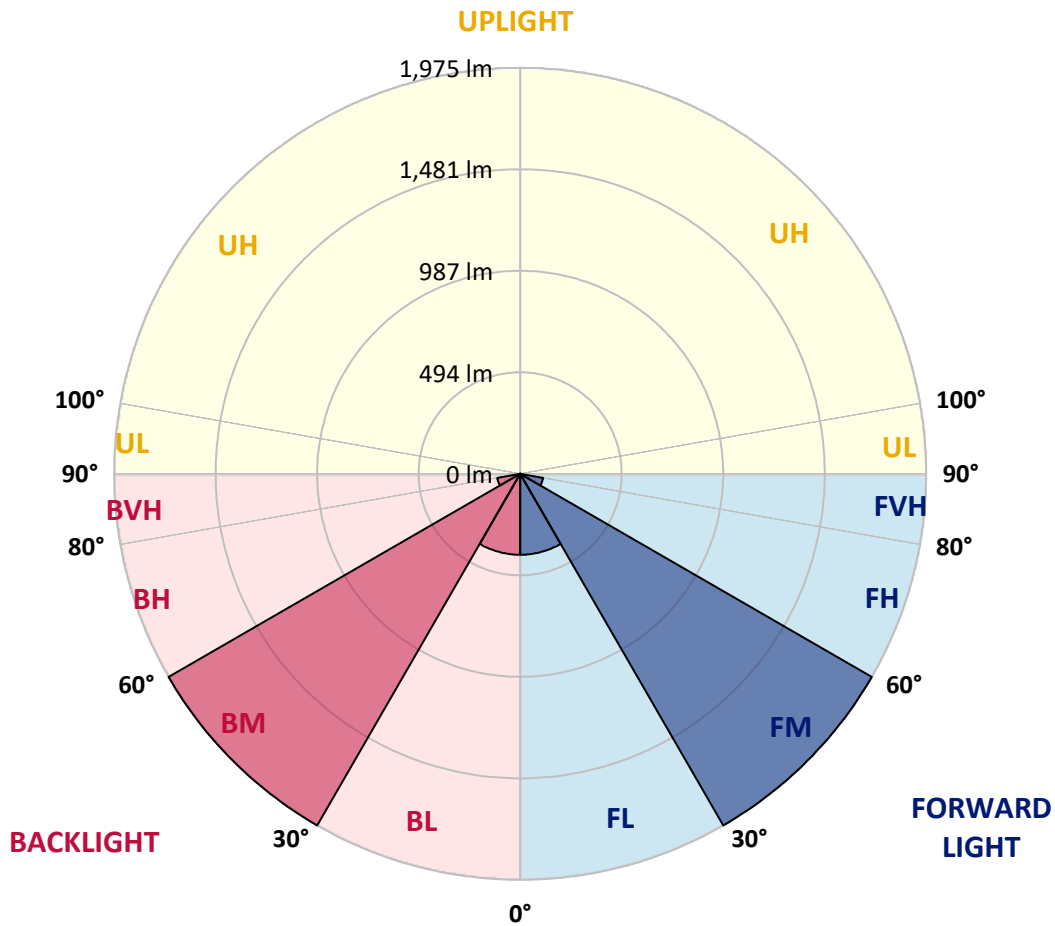
REPORT NUMBER: P526981  
 CATALOG NUMBER: GLAN-SA2A-727-U-RW-GRSBK

**LUMINAIRE CLASSIFICATION SYSTEM LUMEN TABLE AND BUG RATING:**

Zone	Lumens	% Fixture	Zone Rating/Lumen Limit		
			B	U	G
FL (0°-30°)	393.7	7.9			
FM (30°-60°)	1974.8	39.7			
FH (60°-80°)	113.1	2.3			G0/660
FVH (80°-90°)	3.4	0.1			G0/10
BL (0°-30°)	393.7	7.9	B1/500		
BM (30°-60°)	1974.8	39.7	B2/2500		
BH (60°-80°)	113.1	2.3	B1/500		G0/660
BVH (80°-90°)	3.4	0.1			G0/10
UL (90°-100°)	0.0	0.0		U0/0	
UH (100°-180°)	0.0	0.0		U0/0	

**BUG Rating: B2-U0-G0**

Type V Short





REPORT NUMBER: P526981  
 CATALOG NUMBER: GLAN-SA2A-727-U-RW-GRSBK

**CANDELA DISTRIBUTION (FULL):**

	0°	5°	15°	25°	35°	45°	55°	65°	75°	85°	90°
0°	689.0	689.0	689.0	689.0	689.0	689.0	689.0	689.0	689.0	689.0	689.0
2.5°	686.5	686.5	685.7	692.4	689.0	696.6	695.7	698.2	700.7	699.9	706.6
5°	680.7	679.8	679.8	687.4	694.9	703.3	710.8	715.8	724.2	724.2	732.5
7.5°	686.5	682.3	688.2	691.5	705.8	720.0	732.5	742.6	761.8	768.5	766.0
10°	688.2	693.2	697.4	707.4	725.0	746.7	757.6	782.7	804.4	819.5	822.8
12.5°	699.1	706.6	718.3	742.6	758.4	786.9	801.9	826.2	856.3	873.0	884.7
15°	720.0	722.5	737.5	768.5	802.8	828.7	852.1	869.7	898.9	918.2	919.0
17.5°	746.7	757.6	778.5	807.8	843.7	882.2	900.6	919.8	930.7	956.6	962.5
20°	800.3	801.9	822.0	860.5	905.6	940.7	954.1	964.1	960.0	986.7	991.7
22.5°	850.4	852.1	877.2	929.0	977.5	1007.6	1013.5	1007.6	995.1	1014.3	1016.0
25°	901.4	916.5	934.9	986.7	1046.9	1087.1	1087.9	1072.0	1046.1	1049.4	1057.8
27.5°	980.9	991.7	1011.0	1058.6	1124.7	1169.9	1162.3	1143.1	1109.6	1112.2	1109.6
30°	1073.7	1083.7	1099.6	1160.7	1209.2	1258.5	1269.4	1251.0	1200.8	1189.9	1202.5
32.5°	1185.7	1200.0	1229.2	1285.3	1326.2	1356.3	1363.9	1357.2	1310.3	1306.2	1314.5
35°	1322.0	1341.3	1368.0	1417.4	1450.8	1505.2	1505.2	1482.6	1440.0	1445.0	1444.1
37.5°	1465.9	1494.3	1536.1	1586.3	1631.4	1660.7	1651.5	1632.3	1589.6	1578.8	1589.6
40°	1646.5	1660.7	1713.4	1778.6	1833.8	1867.3	1828.0	1786.1	1684.1	1700.0	1729.3
42.5°	1811.2	1833.8	1873.9	1945.9	2008.6	2036.2	1989.3	1906.6	1783.6	1771.1	1792.8
45°	1951.7	1976.0	2028.6	2131.5	2197.6	2221.8	2118.1	1984.3	1843.8	1812.1	1821.3
47.5°	2045.4	2057.9	2131.5	2229.3	2289.5	2344.7	2195.9	2037.8	1872.3	1812.1	1808.7
50°	2009.4	2031.2	2117.3	2228.5	2338.0	2377.3	2235.2	2078.8	1881.5	1804.5	1794.5
52.5°	1784.5	1822.1	1918.3	2067.9	2233.5	2374.0	2289.5	2065.4	1878.1	1812.1	1827.1
55°	1241.8	1242.6	1359.7	1580.4	1873.1	2204.2	2210.1	2080.5	1899.9	1858.9	1859.7
57.5°	499.2	524.3	613.8	835.4	1105.5	1513.5	1799.5	1930.0	1902.4	1892.3	1918.3
60°	126.3	127.1	154.7	235.8	388.8	648.9	942.4	1275.2	1468.4	1534.4	1543.6
62.5°	64.4	65.2	71.9	83.6	106.2	173.9	309.4	490.9	698.2	803.6	831.2
65°	52.7	52.7	56.9	62.7	63.6	66.9	80.3	114.6	166.4	189.0	191.5
67.5°	40.1	40.1	43.5	46.8	48.5	47.7	46.0	47.7	57.7	55.2	53.5
70°	25.1	25.9	27.6	30.9	32.6	33.4	34.3	36.0	41.0	42.6	41.0
72.5°	15.1	15.1	15.9	18.4	20.9	22.6	25.1	26.8	29.3	33.4	32.6
75°	6.7	6.7	8.4	10.9	13.4	15.9	18.4	20.9	22.6	25.1	25.9
77.5°	1.7	2.5	4.2	7.5	10.0	13.4	16.7	19.2	20.9	20.9	20.1
80°	0.8	0.8	3.3	5.9	10.9	14.2	18.4	20.1	22.6	20.9	18.4
82.5°	0.8	0.8	3.3	5.9	10.0	14.2	19.2	21.7	23.4	20.9	17.6
85°	0.0	0.8	2.5	5.0	8.4	10.0	8.4	5.9	3.3	3.3	2.5
87.5°	0.0	0.0	0.8	0.8	0.0	0.0	0.0	0.0	0.0	0.0	0.0
90°	0.0	0.0	0.0	0.0	0.0	0.0	0.0	0.0	0.0	0.0	0.0

(END OF REPORT)